




# More Precision

**Eltrotec** // Industrial Endoscopes





- Ø 2.4 mm to 8 mm
- Short probe head
- Compact video endoscope system as modular system
- Resolution up to 18,000 pixels
- Wi-Fi Live Stream
- 0° and 90° view at a glance

The compact video endoscope systems from Micro-Epsilon Eltrotec present the optimum solution for your mobile application.



The modular system has a wide range of probes with different diameters and working lengths as well as camera and light technologies. This results in a huge spectrum of configuration possibilities.

The perfect solution for your application is always possible!

The PRO SERIES allows infinite variations. Choose a compact device for your specific application. Or put together the right system for different areas of application and expand it as required.

#### DUAL VIEW

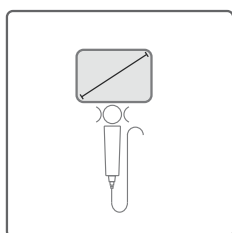
0° and 90° view simultaneously from 4 mm diameter



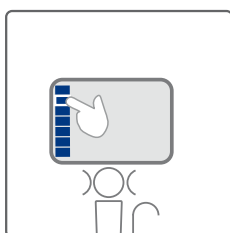
#### DUAL SCOPE

0° Visibility and 90°-view at the same time

The laterally installed 90° camera is located directly at the distal end. This directly enables dual vision without delay. The distal end is extremely short due to the compact design and thus provides the best possible navigation characteristics.



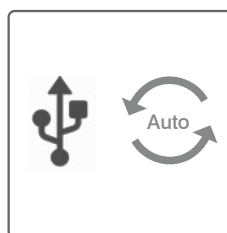
7" touch display



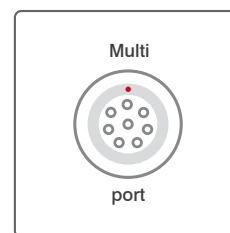
EIOS software



Wi-Fi Live Stream



USB Auto synchronization



USB Analog Video OUT

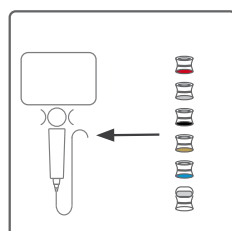
The most important technical features of video endoscope systems at a glance.  
Please contact us - we will advise you on the selection of the optimal system.

## Monitor

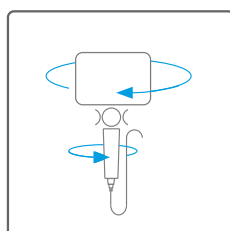
Model		Monitor for iRIS X PRO / iRIS X PRO / iCAPTURE PRO
Display size (diagonal)		7.0"
Display type		TFT/color display with touchscreen
Resolution		1024 x 600 pixels
User interface		EIOS Endoscopic Imaging Operation System
Menu operation		on-screen menu
Settings		Camera control, inversion, zoom, full-screen mode (switchable), storage location, file manager, resolution, logo, Auto timeout, date, time
Text comments		integrated text-overlay generator
Languages		German, English, French, Spanish, Italian, Russian, Chinese
Interfaces		USB, data can be forwarded "wireless"; 8-PIN interface for probe connection; power supply: 12 V power supply unit
Power supply	primary	replaceable Li-Ion battery included
	secondary	12 V power supply unit
	Video format	MPEG4 (.avi) (with time and date stamp)
Documentation	Image format	BMP (.bmp), JPEG (.jpg), PNG (.png) (with time and date stamp)
	Storage	internal memory 16 GB/USB (16 GB included)
Image analysis	Method	comparative, optical measurement
	Model	high power LED with fiber optics or LED on the TIP approx. 6500 k
Illumination	Light setting	three-stage
	Service life	approx. 5000 h
	Ergonomics	$\pm 90^\circ$ rotatable display or $\pm 90^\circ$ rotatable stand
	Dimensions (H x W)	187 mm x 129 mm, diagonal 104 mm
	Weight	1.28 kg
Other data	Housing	robust PU with full rubber protection
	Operating temperature (system)	-25 °C to +46 °C
	Storage temperature	-25 °C to +60 °C
	Humidity	max. 95% - non-condensing
	Protection class	IP54

## Probes - permanently connected to the monitor or separately combinable in different diameters

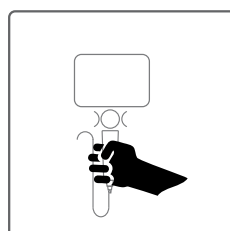
Diameter mm	2.4; 3; 4; 6; 8
Length m	Ø 2.4 mm 1.0 to 2.0; Ø 3.0 mm 1.0 to 2.0; Ø 4.0 mm 1.5 to 4.0; Ø 6 + 8 mm 1.5 to 10.0
Angular deflection by means of tactile control	Ø 2.4 + 3.0 mm 2-fold; from Ø 4.0 mm 2-fold and 4-fold
Camera sensor	high resolution Super HAD / CCD image sensor or AIT Advance Image Sensor
Probe	robust braided tungsten
Direction of view	0° / 90° selectable
Aperture angle	90°
Dual probe	from Ø 4.0 mm
Side view adapter	from Ø 4.0 mm depending on the version
Interchangeable lenses	from Ø 6.0 mm depending on the version
Weight	approx. 300 g depending on length and diameter
Operating temperature (probe):	140 °C max. 5 minutes -25 °C to +80 °C
Storage temperature	-25 °C to +60 °C
Humidity	max. 95 % - non-condensing
Water tightness	up to 1 bar - 10.2 m H <sub>2</sub> O
Resistance	Probe can be immersed for a short time in salt solutions (5%), kerosene, petrol, diesel, alcohol (50%)
Protection class	IP67



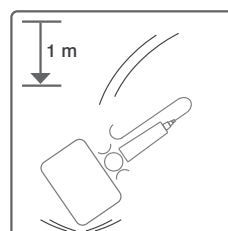
Interchangeable lenses



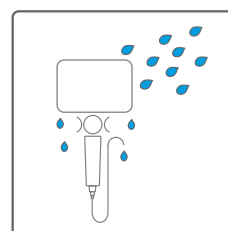
360° swivel monitor



Compact



Shock-proof




Splash-proof

## Configure your System:

### COMPACT

#### iRIS X PRO/ iRIS 7 PRO

Video endoscopic system



- 2-fold/ 4-fold angulation
- 2.4 | 3.0 | 4.0 | 6.0 | 8.0 mm probe diameter
- Digital sensor / full-frame sensor
- Interchangeable lenses
- DUAL PROBE option

#### iCAPTURE PRO

Documentation unit



The iCAPTURE PRO can be combined and connected with all PRO video probes as well as all rigid and fiber-optic Eltrotec endoscopes in conjunction with the CUBECAM PRO. Alternatively, the endoscopes can be used with the HDMI PRO Box or the HDMI ZOOM Box with a separate monitor.

## Interchangeable Probes

- 2-fold / 4-fold angulation
- 2.4 mm/ 3.0 mm / 4.0 mm/ 6.0 mm/ 8.0 mm probe diameter
- Digital sensor / Full-frame sensor
- DUAL PROBE option/ interchangeable lenses

#### Probe diameter



#### Working lengths



## MODULAR

**XLED PRO**  
Videoscope



**iLED PRO**  
Videoscope




**XLED 3**  
Videoscope

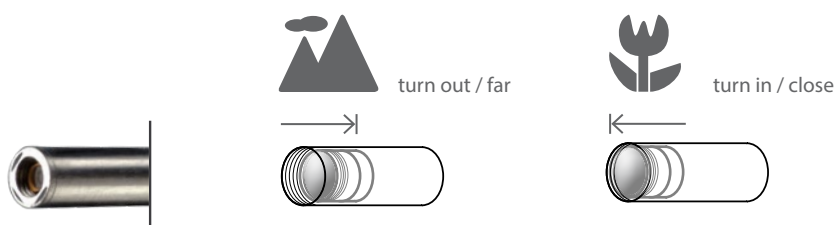


### Interchangeable Lenses

For different conditions (6 and 8 mm probe diameter)



### SMART-FOCUS Close and Far Focus by Turning the Lens





## Sensors and Systems from Micro-Epsilon



Sensors and systems for displacement, distance and position



Sensors and measurement devices for non-contact temperature measurement



Measuring and inspection systems for metal strips, plastics and rubber



Optical micrometers and fiber optics, measuring and test amplifiers



Color recognition sensors, LED analyzers and inline color spectrometers



Industrial endoscopes, light sources