



# More Precision

ELTROTEC // Industrial Endoscopes





- Ø 8mm
- Length: 400mm
- Battery operation
- Warm light source in probe tip

#### Description:

The Eltrotec SWS is equipped with a light intensive halogen lamp on the probe tip. This enables large cavities to be effectively illuminated. It is used e.g. for inspecting insulation in cavity walls, beams and wooden constructions. This model is also frequently employed for building refurbishment, stone drill holes and for inspecting exhaust gas paths. The integrated accumulator allows the endoscope to be flexibly transported to all deployment sites. Alternatively mains operation is possible.

Photographic documentation is possible with an optional adaptor and a suitable camera, i.e. video camera.


#### Features:

- Light source in probe tip
- Battery and mains operation
- 12 Watt warm light source
- 60° angle attachment

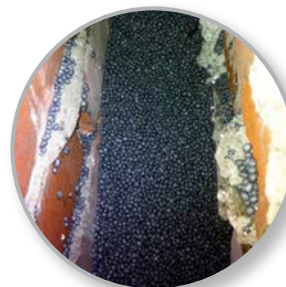
#### Benefit:

High light intensity as the light source is integrated in the probe tip.


#### Application examples:



Inspection of brickwork



Fill level of insulation material



Inspection of heating system combustion chambers

Type SWS				
Outer-Ø mm	Direction of view	Field of View	Length mm	Article no.
8	90°	55°	400	21010481

Accessories		
Article		Article no.
Small accumulator	imitation leather pouch; 7.2V, 2Ah; operating time: approx. 30 - 40min	21100482
Angle attachment	Length: 170mm; slide closure, 60° angle	21060503
Small charging device	Operating voltage: 220V / 50Hz	21100483
Power supply	220VAC	21100485
Halogen lamp	7.2V, 12W	21100484

## High performance sensors made by Micro-Epsilon



Sensors and systems for displacement and position



Sensors and measurement devices for non-contact temperature measurement



2D/3D profile sensors (laser scanner)



Optical micrometers, fibre optic sensors and fibre optics



Colour recognition sensors, LED analyzers and colour online spectrometer



Measurement and inspection systems